

# Fireplace and slat wall in one smart solution!

Danish quality, design and production.



# Fireplace and slat wall in one smart solution!

Are you dreaming of a build-in fireplace - but find it difficult and time-consuming?

With Decoflame's LATEST product: The prefabricated fireplace wall, is most of the work taken care of.

With the exciting interplay of fire and wood in an elegant design - only few choices need to be made before there is a finished fireplace wall in your home.

## Mix and match

You avoid the trouble of building processes, but get a quality wall and fireplace creating cosiness and adding value to your home - precisely tailored to your desires.



In the low model, only the burner needs to be put in, after a placing is selected. The high model comes with loose, cut-out slats - to be applied easily after the lower and upper parts are assembled. Finally, the selected burner is inserted.

In addition to the stylish design solution, the wall comes with hidden wheels. Making it easy to change the position of the wall, which can both act as room divider and be lined up against an existing wall.

The plan arrangement becomes fluid and you can move it around according to your needs and wishes.



## Quality and durability

At Decoflame, we weigh quality highly. That's why we are glad about our cooperation with Danish AcuWood. We can offer our customers a slat wall with a fireplace developed with a clear focus on granting a timeless design and a lasting performance.

## The unique project

If you have a unique project that requires a specialised solution, please contact us for guidance and advice.



Scan the QR code and get a brief presentation on the slat wall.

## Advantages:

- Danish-designed and produced casing and burner.
- Danish-designed and produced slat wall in collaboration with AcuWood.
- Decoflame delivers a finished wall with built-in fireplace. \*
- Multiple finishes and designs to choose from.
- You can choose between a bioethanol or hybrid burner.
- The slat wall can be easily moved around, so you are not bounded to just one placing in your home
- There are no expenses associated with building wall - including materials, time or craftsman.
- There are no hours associated with the preparation of the hole for the casing and burner.
- If you with the course of time should wish a different finish on the slat wall, that will be possible

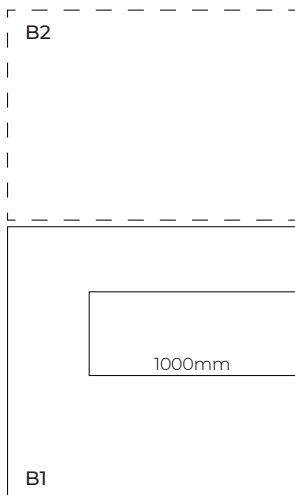
\*Low wall: Slats attached on delivery.

\*High wall: Slats partially attached. Once the top is in place, the remaining slats must be attached afterwards.



# Options:

## 1 Wall design and sizes:

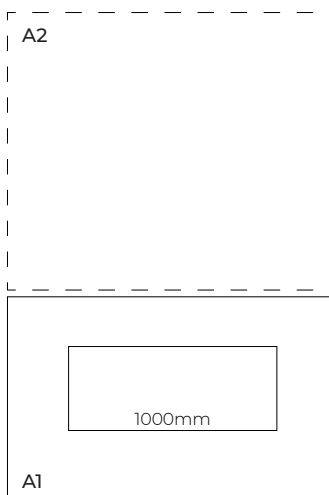


### Wall B

#### Sizes:

B1. Low wall  
L: 1400 x H: 1330 x D: 390mm

B1+B2 High wall  
L: 1400 x H: 2350 x D: 390mm



### Wall A

#### Sizes:


A1. Low wall  
L: 1500 x H: 1055 x D: 390mm

A1+A2 High wall  
L: 1500 x H: 2350 x D: 390mm

## 2 Casing:



Montreal open to front, back and 1 side. Fits B1 and B1+B2




Montreal open to the front and back. Fits A1 and A1+A2



Montreal open to front. Fits A1 and A1+A2

## 3 Burner:



### Electronic Denver Basic


To be filled with bioethanol.  
Operated via app and remote control.




### Electronic Hybrid Mist

To be filled with demineralized water.  
Operated via app and remote control.

## 4 Slatt finish:



Oak nature



Walnut



Alpi smoked oak



Black stained oak

## 5 Glass color:

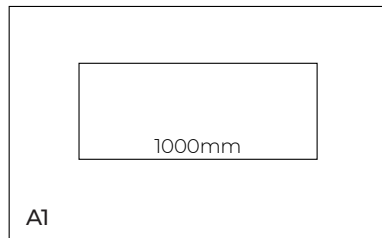


Clear glass

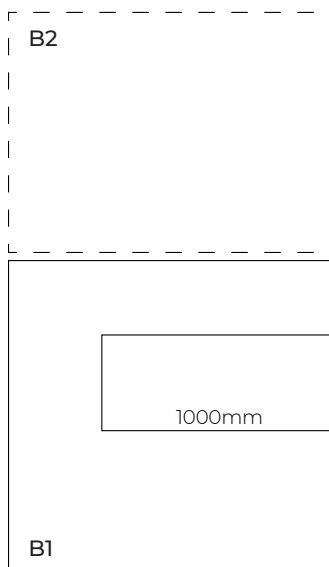


bronze colored

## Examples:



- Low wall A1.
- Montreal open to the front and back.
- Hybrid Mist.
- A low and a tall glass.
- Slat in natural oak.



- High wall B1 + B2.
- Montreal open to front, back and 1 side.
- Denver Basic Burner.
- Three low glasses.
- Slat in natural oak.

You are welcome to contact us for more information or an offer.