



# Mounting Instruction

Q-Tee II Gas receiver box  
Q-Tee II C Gas receiver box




Take the gas burner out of the box and lay it on a plane surface. unscrew the receiver box from the receiver mount.



Unscrew the receiver bracket from the burner assembly.




Receiver bracket are thrown away



Remove the receiver plate which is hanging under the stove



Mount the receiver on the receiver plate with the screws from the bracket




Mount the reflector plate on the receiver plate.



Place the receiver on the two fasteners under the burning chamber when mounting the burner assembly.





**attika**<sup>®</sup>  
FEUERKULTUR

**ATTIKA FEUER AG**

Brunnmatt 16  
CH-6330 Cham  
Switzerland  
[www.attika.ch](http://www.attika.ch)

**RAIS**<sup>®</sup>  
ART OF  FIRE

**RAIS A/S**

Industrivej 20  
DK-9900 Frederikshavn  
Denmark  
[www.rais.dk](http://www.rais.dk)